




Jellyfish Pelagia Noctiluca

The purple jellyfish (scientific name: *Pelagia Noctiluca*) is a jellyfish of the Pelagidae. The scientific name describes the species ability to glow in the dark – it is derived from the Greek, pelagia meaning "seaweed", from the word pelago, and in Latin noctiluca is the combined form of nox meaning "night" and lux meaning light.

It is found worldwide in tropical and warm temperate waters, and it very common in the Mediterranean Sea. A fairly small and variegated species, both its tentacles and and bell are covered in stingers. Stinging incidents are common, painful and symptoms may persist for a long time, but are generally not dangerous. Swarms of *Pelagia noctiluca* have been recorded wiping out entire fish farms. Due to this, it has become one of the most studied jellyfish species.



Symptoms of Jellyfish sting:

Non-Life-threatening

If a small area of your skin has come in contact with the jellyfish, you will experience, burning, prickling, stinging pain, welts, swelling. Pain like burning, often intense reddening of the skin, and in some cases the imprint of the jellyfish.

Life threatening

Call 166 and seek medical care.



A large area of skin has come in contact with the jellyfish, headache, hypotension, hoarseness, wheezing, swollen face, and limbs, tachycardia, extensive congestive rash, difficulty in communication, difficulty breathing or loss of consciousness.





Jellyfish Safety Tips:

- Remove any tentacles stuck to your body
(But not with bare hands, because this will lead to the tentacles getting stuck on the hands and transferring the irritation there)
- Carefully rinse with plenty of sea water, no rubbing, Vinegar should be avoided!!
(Do not use fresh water, as it can activate stingers left on the skin)
- When available, apply a mixture of Sea water and Baking Soda (1:1 ratio) for 2 minutes to stop any further release of venom from any stinging cells left on the skin. Remove any residual tentacles and excess baking soda mixture with a plastic card (driving license/credit card)
- Apply cold compresses (plastic ice bag or even cold drink wrapped in a cloth or t-shirt) for 5-15 minutes
(This reduces localized effects from the skin)
- Assess the degree of pain, re-apply the cold pack if required for a further 5-10 minutes.
- Apply cortisone cream to the affected area (e.g. 3-4% lidocaine + hydrocortisone).
(It reduces the local inflammatory reaction and quickly relieves stinging and itching)
- Take an antihistamine pill.
(Antihistamines treat more systemic symptoms such as itching. The need for such medications is greater the greater the extent of the affected skin)
- If the symptoms are severe and especially if they do not subside after the application of local measures, a cortisone injection may be needed. In this case you should definitely go to the hospital or visit a Health Center.



Authored by: Emmanouela Daskalaki, Health Visitor, ACG Health & Wellness Center
Edited by: Christina Drakonakis, Associate Dean of Students

•Sources: <https://www.ncbi.nlm.nih.gov/pmc/articles/PMC2579739/>
<https://hal.science/hal-03502778>
<https://eody.gov.gr/disease/mov-medoyeses/>

